

REMAX.CA

Here's the breakdown of what happened on remax.ca in December:

153,969 total listings on remax.ca

RE/MAX is the number one most visited branded real estate website in Canada!

640,269 Total visits to remax.ca
3,538,801 Pageviews

280,240 Total visits to mobile remax.ca
1,064,699 Pageviews

More listings attract more consumers and generate more property inquiries on remax.ca. For the month of December there were **1,317** requests to contact an agent, **1,335** requests for more information about a property and **864** requests to schedule a showing.

Top 5 Property Types

Searched on remax.ca

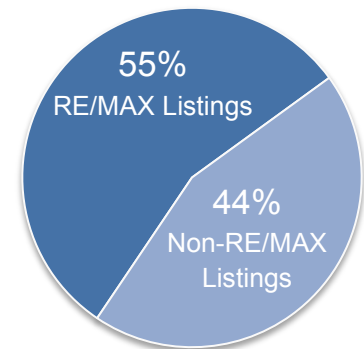
1. House
2. Condo
3. Townhouse
4. Farm
5. Land

Top 5 Ontario Cities

Searched on remax.ca

1. Toronto, ON
2. Mississauga, ON
3. Brampton, ON
4. Hamilton, ON
5. Ottawa, ON

Listing Composition



RE/MAX GLOBAL

RE/MAX listings automatically appear on global.remax.com, which means your listing can be found in:

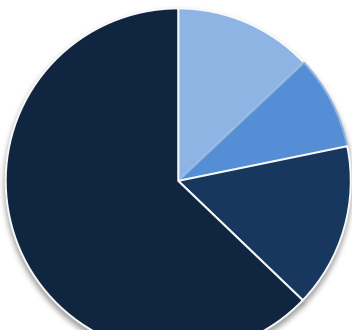
38 languages and 134 countries around the globe

698,641 total listings on global.remax.com

425,406 Unique Visitors | 2,408,795 Listing Views

There are **6,049 RE/MAX Offices** on global.remax.com and in the month of December **3,643 RE/MAX Agents** have been contacted about a specific property from global.remax.com.

SOCIAL MEDIA




63.6%
1,125 Mentions
RE/MAX

19.4%
334 Mentions
Royal Le Page

12.5%
221 Mentions
Century 21

4.5%
79 Mentions
Keller Williams

 A mention tracks the number of times a word, or in this case a company, is mentioned on social media.