

REMAX.CA

Here's the breakdown of what happened on Remax.ca in April:

164,578 total listings on Remax.ca

RE/MAX is the number one most visited branded real estate website in Canada!

837,307 Total visits to Remax.ca
3,471,440 Pageviews

263,190 Total visits to mobile Remax.ca
981,771 Pageviews

More listings attract more consumers and generate more property inquiries on Remax.ca. For the month of April there were **6,265** property inquiries submitted on Remax.ca and delivered to RE/MAX Agents.

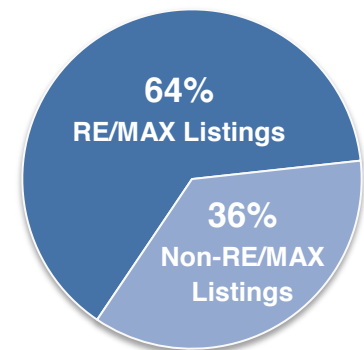
Top 5 Property Types Searched on Remax.ca

1. House
2. Townhouses
3. Condo
4. Land
5. Farm

Top 5 Ontario Cities Searched on Remax.ca

1. Toronto, ON
2. Mississauga, ON
3. Brampton, ON
4. Guelph, ON
5. Hamilton, ON

Listing Composition



RE/MAX GLOBAL

RE/MAX listings automatically appear on global.remax.com, which means your listing can be found in:

36 languages and 117 countries around the globe

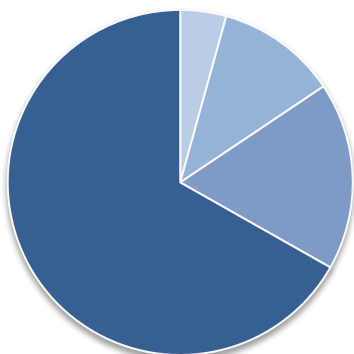
782,444 total listings on global.remax.com

2,897,051 Unique Visitors | 23,861,327 Listing Views

*Since the launch of global.remax.com in October 2012

There are **5,889 RE/MAX Offices** on global.remax.com and **33,987 RE/MAX Agents** have been contacted about a specific property from global.remax.com.

SOCIAL MEDIA




67.5%
3,956 Mentions
RE/MAX

15.3%
895 Mentions
Century 21

12.7%
742 Mentions
Royal Le Page

4.6%
270 Mentions
Realtor.ca

 A mention tracks the number of times a word, or in this case a company, is mentioned on social media.