

Here's the breakdown of what happened on remax.ca in April:

184,586 total listings on remax.ca

RE/MAX is the number one most visited branded real estate website in Canada!

1,432,237 Total visits to remax.ca
6,889,784 Pageviews

809,430 Total visits to mobile remax.ca
3,018,761 Pageviews

More listings attract more consumers and generate more property inquiries on remax.ca. For the month of April there were **2,904** requests to contact an agent, **3,425** requests for more information about a property and **2,882** requests to schedule a showing.

Top 5 Property Types

Searched on remax.ca

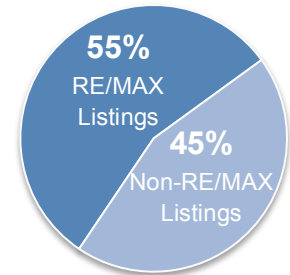
1. House
2. Condo
3. Townhouse
4. Other
5. Land

Top 5 Ontario Cities

Searched on remax.ca

1. Toronto, ON
2. Mississauga, ON
3. Ottawa, ON
4. Brampton, ON
5. Kitchener, ON

Listing Composition



RE/MAX GLOBAL

RE/MAX listings automatically appear on global.remax.com, which means your listing can be found in:

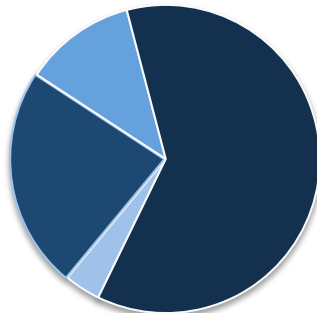
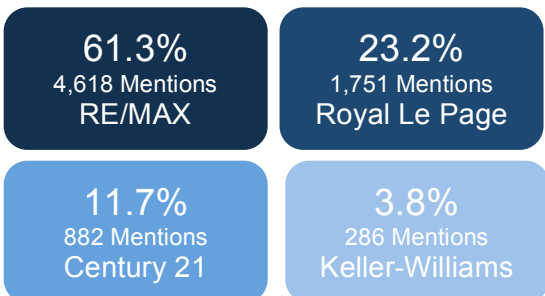
38 languages and 134 countries around the globe

767,167 total listings on global.remax.com

458,695 Unique Visitors | 2,525,494 Listing Views

There are **6,363 RE/MAX Offices** on global.remax.com and in the month of April.

SOCIAL MEDIA (Nationwide Data)



Mention = # of times the word appears on Social Media



Word Cloud = words most closely associated